

Home Page

Employee KPI

Current Incidents

Closed Incidents

Platform Page

Comparison

Service Page

Service Detail Page

TOP 10

MANAGER All	SO Name All	AFFECTED PLATFORM All	Number of Services	Number of Services with Incidents	Number of Platforms with Incidents	DATE (TARİH) 1/1/2024 9/12/2024	Qtr 1	Qtr 3
----------------	----------------	--------------------------	--------------------	-----------------------------------	------------------------------------	---------------------------------------	-------	-------

SO Name	BIA	KPI	Incident Duration (Minute)	Health Ratio	KPI Health Ratio
<h1>Bilgiler maskelenmiştir</h1>					
Total	63.78	%98.68	2359606		

LAST 7 DAYS

CUSTOM DAY

ASSIGNEE

All

AFFECTED PLATFORM

All

PLATFORM OWNER

All

OUTAGE

All

Total Downtime

(Toplam Kesinti Süresi)

DATE (TARİH)

9/9/2024

9/11/2024

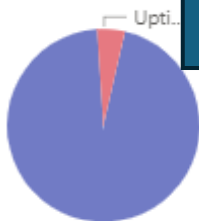
Total

3

Waiting for support

Monitoring Tools

LAST INCIDENT LINK	TOTAL INCIDENT	SUMMARY	CREATOR	INCIDENT CREATED TIME	INCIDE
🔗	2				
🔗	1				
🔗	3				



AFFECTED PLATFORM

All

COUNTRY

All

PLATFORM OWNER

All

OUTAGE

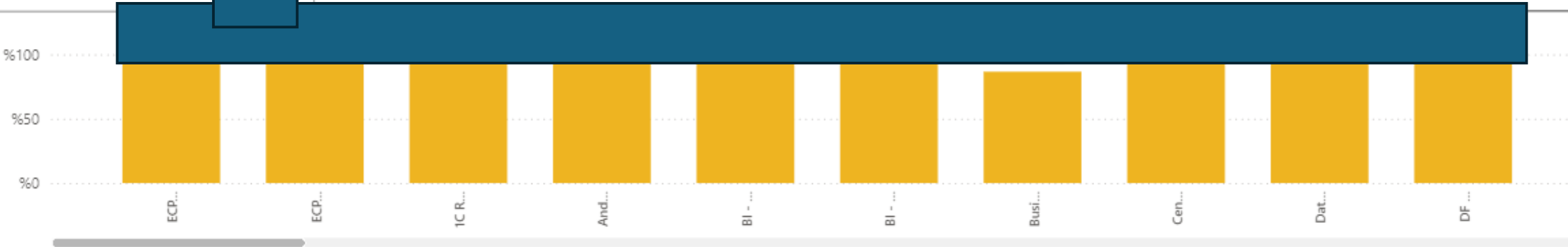
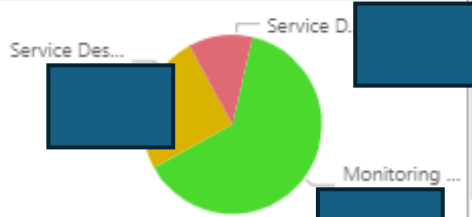

All

DATE (TARİH)

1/1/2024 9/11/2024

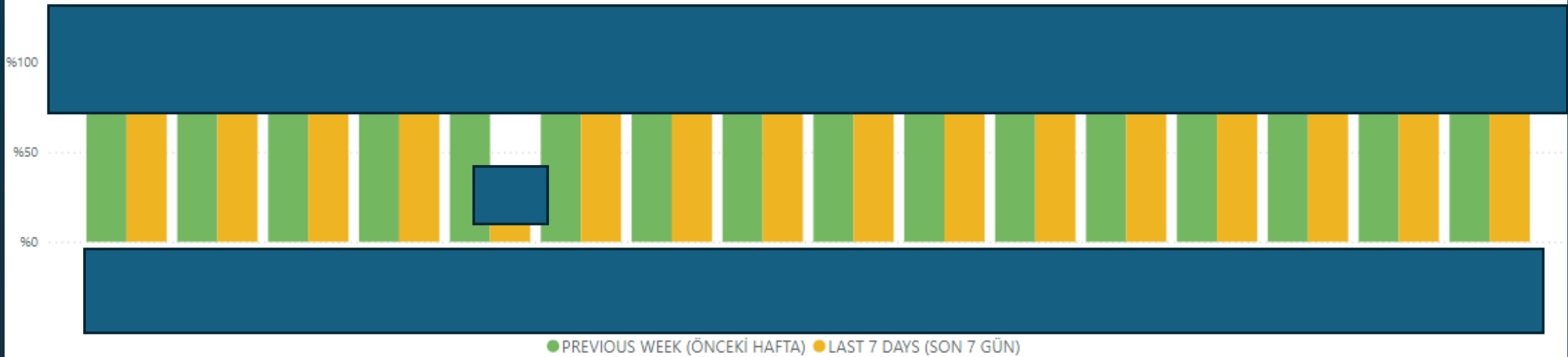
INCIDENT DURATION

MINUTE



AFFECTED PLATFORM	INCIDENT DURATION (MINUTE)	COUNT OF INCIDENT	PLATFORM AVAILABILITY RATIO
[Redacted Data]			

AFFECTED PLATFORM All	PLATFORM OWNER All	OUTAGE All	Total Downtime of Previous Week (Önceki Hafta Toplam Kesinti Süresi)	Total Downtime of Current Week (Son Hafta Toplam Kesinti Süresi)
--------------------------	-----------------------	---------------	---	---



AFFECTED PLATFORM	INCIDENT DURATION (MINUTE)	COUNT OF INCIDENT	AFFECTED PLATFORM	INCIDENT DURATION (MINUTE)	COUNT OF INCIDENT
Total	15,992	118	Total	193,292	432

LAST 7 DAYS

CUSTOM DAY

SERVICE NAME

SO NAME

OUTAGE

AVAILABILITY ORANI

BIA SCORE

Qtr 1

Qtr 3

DATE (TARİH)

All

All

All

%11.275

%100.000

60<

60=>

Qtr 2

Qtr 4

9/6/2024

9/11/2024

%100

%50

%0

INCIDENT LINK

SERVICE NAME

SO NAME

AVAILABILITY RATIO

Total

%92.54

Home Page

Employee KPI

Current Incidents

Closed Incidents

Platform Page

Comparison

Service Page

Service Detail Page

TOP 10

LAST 7 DAYS CUSTOM DAY

ASSIGNEE: All | AFFECTED PLATFORM: All | PLATFORM OWNER: All | AFFECTED SERVICE: All | OUTAGE: All

Total Downtime (Toplam Kesinti Süresi): [Bar Chart]

DATE (TARİH): 1/1/2024 - 9/12/2024

UptimeRobot [Pie Chart]

Diğer Incidentlar [Pie Chart]

Service Desk (Customer) [Pie Chart]

Monitoring Tools [Pie Chart]

INCIDENT LINK	ID	AFFECTED SERVICE	SUMMARY	STATUS	INCID®
[Link]	[ID]	[Service]	[Summary]	[Status]	[Incident]
[Link]	[ID]	[Service]	[Summary]	[Status]	[Incident]
[Link]	[ID]	[Service]	[Summary]	[Status]	[Incident]
[Link]	[ID]	[Service]	[Summary]	[Status]	[Incident]
[Link]	[ID]	[Service]	[Summary]	[Status]	[Incident]
[Link]	[ID]	[Service]	[Summary]	[Status]	[Incident]
[Link]	[ID]	[Service]	[Summary]	[Status]	[Incident]
[Link]	[ID]	[Service]	[Summary]	[Status]	[Incident]
[Link]	[ID]	[Service]	[Summary]	[Status]	[Incident]
[Link]	[ID]	[Service]	[Summary]	[Status]	[Incident]
Total					

LAST 7 DAYS

CUSTOM DAY

ASSIGNEE

All

AFFECTED PLATFORM

All

PLATFORM OWNER

All

INCIDENT TYPE

All

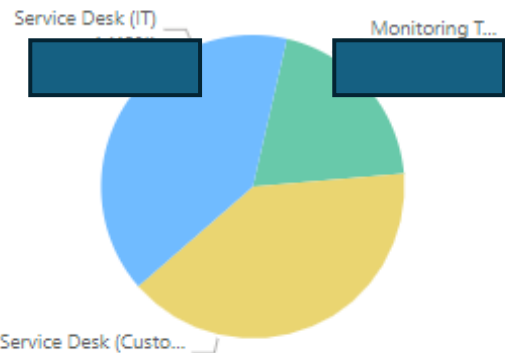
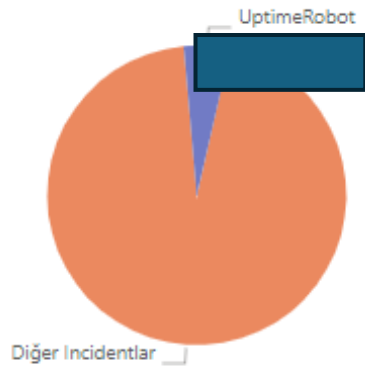
OUTAGE

All

DATE (TARİH)

1/1/2024

9/11/2024



INCIDENT LINK	ID	SUMMARY	INCIDENT STATUS	INCIDENT START TIME	INCIDENT FINISH TIME	INCI
🔗	1990708					
🔗	1887541					
🔗	2041700					
🔗	1977007					
🔗	1912520					
🔗	1941411					
🔗	1912536					
🔗	1946732					
🔗	1988159					
🔗	1941466					